


Ultra V Pro mini

HALF-CELL N-Type TOPCon
 FULL-BLACK SINGLE GLASS MONOFACIAL MODULE
 TYPE:STPXXXS-H48-Nfb

430-450W **22.5%**
 POWER OUTPUT MAX EFFICIENCY



High module conversion efficiency
 Module efficiency up to **22.5%** achieved through advanced cell technology and manufacturing process



Multi busbar technology
 Superior optical utilization and current collection capability, effectively improving product power and reliability



Excellent low light performance
 More power output in low light conditions such as cloudy days, mornings and evenings



Extended wind and snow load tests
 Module certified to withstand extreme wind (**2400 Pascal**) and snow loads (**5400 Pascal**)*

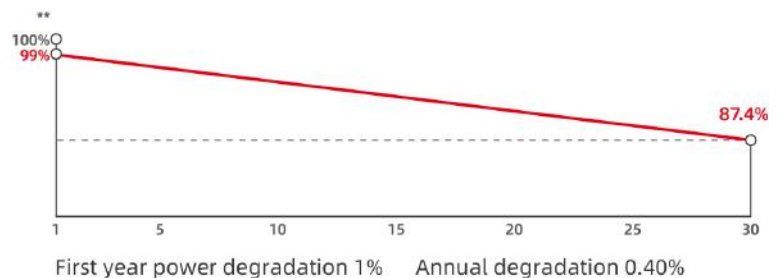


ISO 14001 Environment Management System
 ISO 45001 Occupational Health and Safety
 ISO 9001 Quality Management System
 SA 8000 Social Responsibility Standards
 IEC TS 62941 Guideline for Module Design

IEC 61701 Salt-mist Certification
 IEC 62716 Ammonia Certification
 IEC 60068-2-68 Dust and Sand
 IEC 61730-2 (UL790) Fire Class C



30 years of linear warranty
25 years of product warranty



* Please refer to Suntech Standard Module Installation Manual for details.

** Please refer to Suntech Limited Warranty for details.

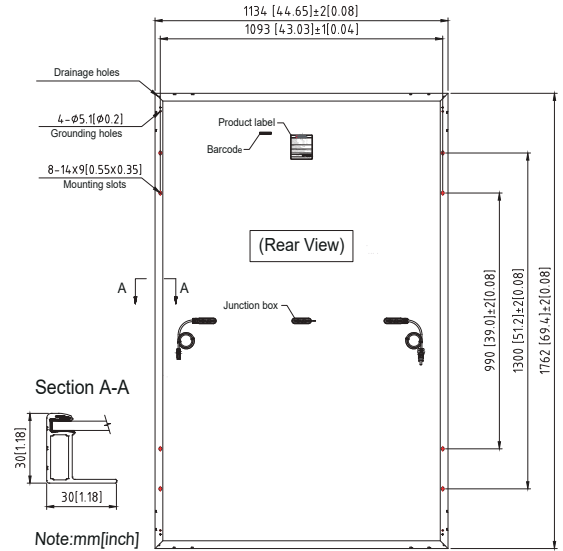
*** WEEE only for EU market.

**** Suntech reserves the right to the final.

Ultra V Pro STPXXXS-H48-Nfb 430-450W

Mechanical Characteristics

Solar Cell	N-type monocrystalline silicon
No. of Cells	96 (6 × 16)
Dimensions	1762 × 1134 × 30 mm (69.4 × 44.6 × 1.2 inches)
Weight	21.5 kg (47.40lbs.)
Front Glass	3.2 mm (0.126 inches) fully tempered glass
Output Cables	4.0 mm ² , (-)1400 mm (+) 1400 mm in length or customized length
Junction Box	IP68 rated (3 bypass diodes)
Operating Module Temperature	-40 °C to +85 °C
Maximum System Voltage	1500 V DC (IEC)
Connectors	STP-XC4(Standard)/MC4-EVO2(Optional)
Maximum Series Fuse Rating	35 A
Power Tolerance	0/+5 W
Frame	Anodized aluminum alloy frame
Packing Configuration	36 pieces per pallet 936 pieces per container /40'HC 1796×1120×1255mm per pallet 816kg per pallet



For tracker installation, please turn to Suntech for mechanical load information.

Electrical Characteristics

Module Type	STP450S-H48-Nfb		STP445S-H48-Nfb		STP440S-H48-Nfb		STP435S-H48-Nfb		STP430S-H48-Nfb	
	STC	NMOT	STC	NMOT	STC	NMOT	STC	NMOT	STC	NMOT
Maximum Power (Pmax/W)	450	344	445	340	440	336	435	333	430	329
Optimum Operating Voltage (Vmp/V)	29.32	28.00	29.14	27.80	28.97	27.70	28.79	27.50	28.61	27.30
Optimum Operating Current (Imp/A)	15.35	12.29	15.27	12.23	15.19	12.16	15.11	12.10	15.03	12.04
Open Circuit Voltage (Voc/V)	35.71	33.90	35.50	33.80	35.29	33.60	35.08	33.40	34.87	33.20
Short Circuit Current (Isc/A)	16.01	12.91	15.93	12.84	15.85	12.78	15.77	12.72	15.69	12.65
Module Efficiency (%)	22.5		22.3		22.0		21.8		21.5	

STC: Irradiance 1000 W/m², module temperature 25 °C, AM=1.5; NMOT: Irradiance 800 W/m², ambient temperature 20 °C, AM=1.5, wind speed 1 m/s; Measuring tolerance is within +/- 3%;

Temperature Characteristics

Nominal Module Operating Temperature (NMOT)	42 ± 2 °C
Temperature Coefficient of Pmax	-0.29%/°C
Temperature Coefficient of Voc	-0.25%/°C
Temperature Coefficient of Isc	0.046%/°C

Information on how to install and operate this product is available in the installation instruction. All values indicated in this data sheet are subject to change without prior announcement. The specifications may vary slightly. All specifications are in accordance with standard EN 50380. Color differences of the modules relative to the figures as well as discolorations of/in the modules which do not impair their proper functioning are possible and do not constitute a deviation from the specification.

Graphs Current-Voltage & Power-Voltage (440W)

