


# Ultra V Pro mini

HALF-CELL N-Type TOPCon  
 FULL-BLACK MONOFACIAL MODULE  
 TYPE: STPXXXS - H48-Nfb



**430-450W**    **22.5%**  
 POWER OUTPUT                      MAX EFFICIENCY



**High module conversion efficiency**  
 Module efficiency up to **22.5%** achieved through advanced cell technology and manufacturing process



**Multi busbar technology**  
 Superior optical utilization and current collection capability, effectively improving product power and reliability



**Excellent low light performance**  
 More power output in low light conditions such as cloudy days, mornings and evenings



**Extended wind and snow load tests**  
 Module certified to withstand extreme wind (**2400 Pascal**) and snow loads (**5400 Pascal**)\*



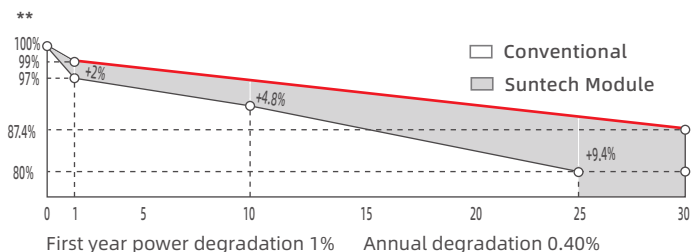
**Tier 1**  
 Bloomberg  
 NEW ENERGY FINANCE

ISO 14001 Environment Management System  
 ISO 45001 Occupational Health and Safety  
 ISO 9001 Quality Management System  
 SA 8000 Social Responsibility Standards  
 IEC TS 62941 Guideline for Module Design

IEC 61701 Salt-mist certification  
 IEC 62716 ammonia certification  
 IEC 60068-2-68 Dust and Sand  
 IEC 61730-2 (UL790) fire class C



**30** years of linear warranty  
**25** years of product warranty



\* Please refer to Suntech Standard Module Installation Manual for details.

\*\* Please refer to Suntech Limited Warranty for details.

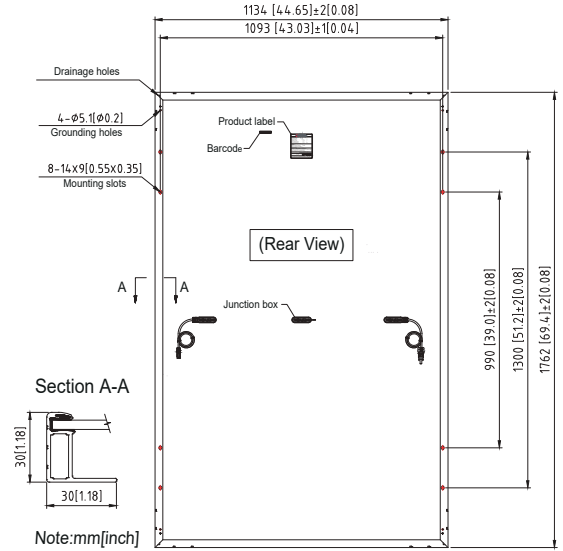
\*\*\* WEEE only for EU market.

\*\*\*\* Suntech reserves the right to the final.

# Ultra V Pro STPXXXS - H48-Nfb 430-450W

## Mechanical Characteristics

Solar Cell	N-type Monocrystalline silicon
No. of Cells	96 (6 × 16)
Dimensions	1762 × 1134 × 30 mm (69.4 × 44.6 × 1.2 inches)
Weight	21.5 kg (47.40lbs.)
Front Glass	3.2 mm (0.126 inches) fully tempered glass
Output Cables	4.0 mm <sup>2</sup> , (-) 350 mm (+) 160 mm in length or customized length
Junction Box	IP68 rated (3 bypass diodes)
Operating Module Temperature	-40 °C to +85 °C
Maximum System Voltage	1500 V DC (IEC)
Connectors	STP-XC4
Maximum Series Fuse Rating	35 A
Power Tolerance	0/+5 W
Frame	Anodized aluminum alloy frame
Packing Configuration	36 Pieces per pallet 936 Pieces per container /40'HC 1796×1120×1255 816kg



For tracker installation, please turn to Suntech for mechanical load information.

## Electrical Characteristics

Module Type	STP450S-H48-Nfb		STP445S-H48-Nfb		STP440S-H48-Nfb		STP435S-H48-Nfb		STP430S-H48-Nfb	
	STC	NMOT	STC	NMOT	STC	NMOT	STC	NMOT	STC	NMOT
Testing Condition	STC	NMOT	STC	NMOT	STC	NMOT	STC	NMOT	STC	NMOT
Maximum Power (Pmax/W)	450	344.1	445	340.2	440	336.4	435	332.6	430	328.8
Optimum Operating Voltage (Vmp/V)	29.32	28	29.14	27.8	28.97	27.7	28.79	27.5	28.61	27.3
Optimum Operating Current (Imp/A)	15.35	12.29	15.27	12.23	15.19	12.16	15.11	12.1	15.03	12.04
Open Circuit Voltage (Voc/V)	35.71	33.9	35.5	33.8	35.29	33.6	35.08	33.4	34.87	33.4
Short Circuit Current (Isc/A)	16.01	12.91	15.93	12.84	15.85	12.78	15.77	12.72	15.69	12.65
Module Efficiency (%)	22.5		22.3		22.0		21.8		21.5	

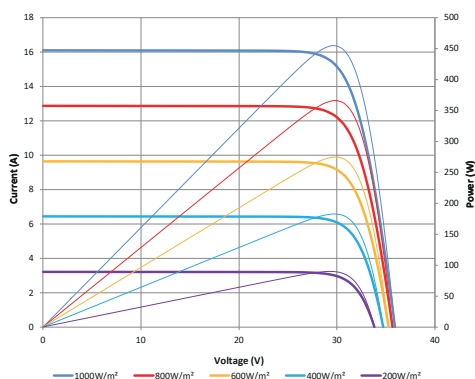
STC: Irradiance 1000 W/m<sup>2</sup>, module temperature 25 °C, AM=1.5; NMOT: Irradiance 800 W/m<sup>2</sup>, ambient temperature 20 °C, AM=1.5, wind speed 1 m/s; Measuring Tolerance is within +/- 3%;

## Temperature Characteristics

Nominal Module Operating Temperature (NMOT)	42 ± 2 °C
Temperature Coefficient of Pmax	-0.29%/°C
Temperature Coefficient of Voc	-0.25%/°C
Temperature Coefficient of Isc	+0.046%/°C

Information on how to install and operate this product is available in the installation instruction. All values indicated in this data sheet are subject to change without prior announcement. The specifications may vary slightly. All specifications are in accordance with standard EN 50380. Color differences of the modules relative to the figures as well as discolorations of/in the modules which do not impair their proper functioning are possible and do not constitute a deviation from the specification.

## Graphs Current-Voltage & Power-Voltage (450W)



## Information Bar

