


Ultra V mini

HALF-CELL FULL-BLACK MONOFACIAL MODULE

TYPE: STPXXXS - C54/Umhb

395-415W **21.3%**
POWER OUTPUT MAX EFFICIENCY



Aesthetic appearance design

Elegant design in full-black appearance, harmonious integration in components of the buildings, to bring customers an immersive aesthetic experience



Lower operating temperature

Lower operating temperature and temperature coefficient increase the power output



Withstand harsh environments

Reliable quality that makes module resistant even to high temperatures, salt water and ammonia



Extended wind and snow load tests

Module certified to withstand extreme wind (3800 Pascal) and snow loads (6000 Pascal)*

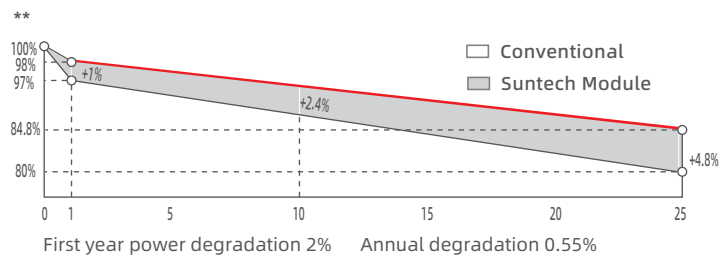


ISO 14001 Environment Management System
ISO 45001 Occupational Health and Safety
ISO 9001 Quality Management System
SA 8000 Social Responsibility Standards
IEC TS 62941 Guideline for Module Design

IEC 60068-2-68 Dust and Sand
IEC 61730-2 (UL790) fire class C



25 years of linear warranty
25 years of product warranty



* Please refer to Suntech Standard Module Installation Manual for details.

*** WEEE only for EU market.

** Please refer to Suntech Limited Warranty for details.

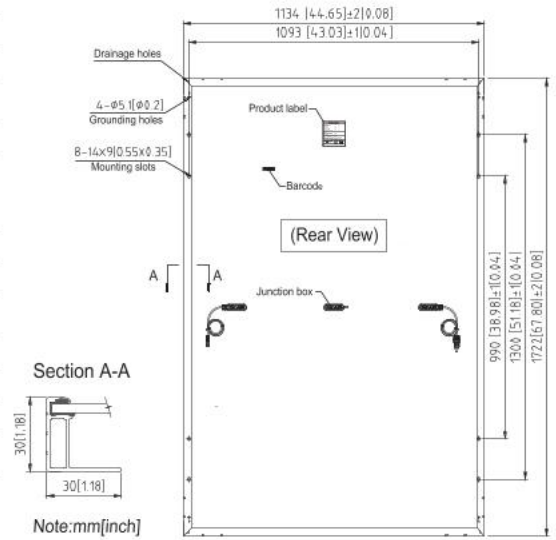
**** Suntech reserves the right to the final.

*****The holder of this certification is WUXI SUNTECH

Ultra V STPXXXS - C54/Umhb 395-415W

Mechanical Characteristics

Solar Cell	Monocrystalline silicon 182 mm
No. of Cells	108 (6 × 18)
Dimensions	1722 × 1134 × 30 mm (67.8 × 44.6 × 1.2 inches)
Weight	21.0 kgs (46.3 lbs.)
Front Glass	3.2 mm (0.126 inches) fully tempered glass
Output Cables	4.0 mm ² , (-) 350 mm (+) 160 mm in length or customized length
Junction Box	IP68 rated (3 bypass diodes)
Operating Module Temperature	-40 °C to +85 °C
Maximum System Voltage	1500 V DC (IEC)
Connectors	MC4-EVO2 (Suntech)
Maximum Series Fuse Rating	25 A
Power Tolerance	0/+5 W
Frame	Anodized aluminum alloy frame
Packing Configuration	36 Pieces per pallet 936 Pieces per container /40'HC 1755×1120×1255 794kg



Electrical Characteristics

Module Type	STP415S-C54/Umhm		STP410S-C54/Umhm		STP405S-C54/Umhm		STP400S-C54/Umhm		STP395S-C54/Umhm	
	STC	NMOT	STC	NMOT	STC	NMOT	STC	NMOT	STC	NMOT
Testing Condition	STC	NMOT	STC	NMOT	STC	NMOT	STC	NMOT	STC	NMOT
Maximum Power (Pmax/W)	415	314.9	410	311.2	405	307.6	400	303.7	395	300.0
Optimum Operating Voltage (Vmp/V)	31.81	29.4	31.59	29.2	31.38	29.0	31.18	28.8	30.98	28.7
Optimum Operating Current (Imp/A)	13.05	10.70	12.98	10.65	12.91	10.60	12.83	10.53	12.76	10.47
Open Circuit Voltage (Voc/V)	37.67	35.5	37.45	35.3	37.24	35.1	37.04	34.9	36.84	34.7
Short Circuit Current (Isc/A)	13.95	11.25	13.88	11.20	13.81	11.14	13.73	11.08	13.66	11.02
Module Efficiency (%)	21.3%		21.0%		20.7%		20.5%		20.2%	

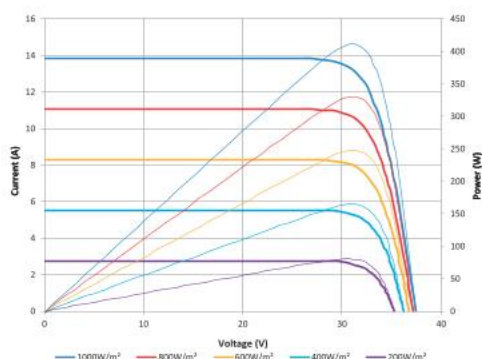
STC: Irradiance 1000 W/m², module temperature 25 °C, AM=1.5; NMOT: Irradiance 800 W/m², ambient temperature 20 °C, AM=1.5, wind speed 1 m/s; Tolerance of Pmax is within +/- 3%;

Temperature Characteristics

Nominal Module Operating Temperature (NMOT)	42 ± 2 °C
Temperature Coefficient of Pmax	-0.34%/°C
Temperature Coefficient of Voc	-0.26%/°C
Temperature Coefficient of Isc	0.050%/°C

Information on how to install and operate this product is available in the installation instruction. All values indicated in this data sheet are subject to change without prior announcement. The specifications may vary slightly. All specifications are in accordance with standard EN 50380. Color differences of the modules relative to the figures as well as discolorations of/in the modules which do not impair their proper functioning are possible and do not constitute a deviation from the specification.

Graphs Current-Voltage & Power-Voltage Curve (410S)



Information bar

