


Ultra V mini

HALF-CELL MONOFACIAL MODULE

TYPE: STPXXXS-C54/Umhm

395-415W **21.3%**
POWER OUTPUT MAX EFFICIENCY



Flexible Module Design

Small panel design, light in weight, flexible in transportation and loading



Lower operating temperature

Lower operating temperature and temperature coefficient increase the power output



Extended wind and snow load tests

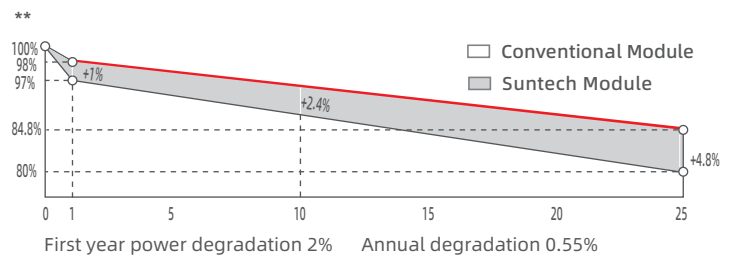
Module certified to withstand extreme wind (2400 Pascal) and snow loads (5400 Pascal)*



ISO 14001 Environment Management System IEC 61730-2 (UL790) fire class C
 ISO 45001 Occupational Health and Safety
 ISO 9001 Quality Management System
 SA 8000 Social Responsibility Standards
 IEC TS 62941 Guideline for Module Design



25 years of linear warranty
25 years of product warranty



* Please refer to Suntech Standard Module Installation Manual for details.

** Please refer to Suntech Limited Warranty for details.

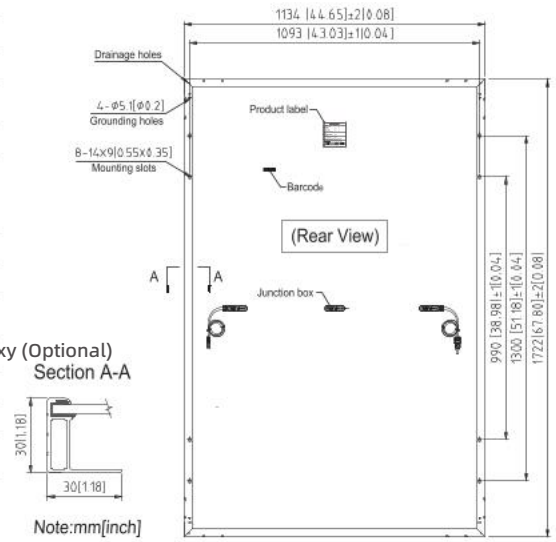
*** WEEE only for EU market.

**** Suntech reserves the right to the final.

Ultra V STPXXXS-C54/Umhm 395-415W

Mechanical Characteristics

Solar Cell	Monocrystalline silicon 182 mm
No. of Cells	108 (6 × 18)
Dimensions	1722 × 1134 × 30 mm (67.8 × 44.6 × 1.2 inches)
Weight	21.0 kg (46.3 lbs.)
Front Glass	3.2 mm (0.126 inches) fully tempered glass
Output Cables	4.0 mm ² , (-) 1400 mm (+) 1400 mm in length or customized length
Junction Box	IP68 rated (3 bypass diodes)
Operating Module Temperature	-40 °C to +85 °C
Maximum System Voltage	1500 V DC (IEC)
Connectors	Wuxi Suntech STP-XC4-4 (Default)/ Staubli PV-KST4-EVO2A/xy (Optional)
Maximum Series Fuse Rating	25 A
Power Tolerance	0/+5 W
Frame	Anodized aluminum alloy frame
Packing Configuration	36 Pieces per pallet 936 Pieces per container /40'HC 1755×1120×1255mm 794kg



Electrical Characteristics

Module Type	STP415S-C54/Umhm		STP410S-C54/Umhm		STP405S-C54/Umhm		STP400S-C54/Umhm		STP395S-C54/Umhm	
	STC	NMOT	STC	NMOT	STC	NMOT	STC	NMOT	STC	NMOT
Testing Condition	STC	NMOT	STC	NMOT	STC	NMOT	STC	NMOT	STC	NMOT
Maximum Power (Pmax/W)	415	315	410	311	405	308	400	304	395	300
Optimum Operating Voltage (Vmp/V)	31.81	29.40	31.59	29.20	31.38	29.00	31.18	28.80	30.98	28.70
Optimum Operating Current (Imp/A)	13.05	10.70	12.98	10.65	12.91	10.60	12.83	10.53	12.76	10.47
Open Circuit Voltage (Voc/V)	37.67	35.50	37.45	35.30	37.24	35.10	37.04	34.90	36.84	34.70
Short Circuit Current (Isc/A)	13.95	11.25	13.88	11.20	13.81	11.14	13.73	11.08	13.66	11.02
Module Efficiency (%)	21.3		21.0		20.7		20.5		20.2	

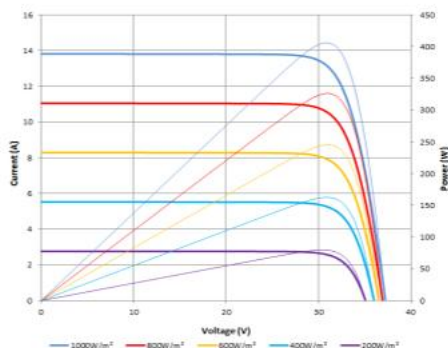
STC: Irradiance 1000 W/m², module temperature 25 °C, AM=1.5; NMOT: Irradiance 800 W/m², ambient temperature 20 °C, AM=1.5, wind speed 1 m/s; Measuring tolerance of Pmax, Voc, Isc is within +/- 3%;

Temperature Characteristics

Nominal Module Operating Temperature (NMOT)	42 ± 2 °C
Temperature Coefficient of Pmax	-0.34%/°C
Temperature Coefficient of Voc	-0.26%/°C
Temperature Coefficient of Isc	+0.050%/°C

Information on how to install and operate this product is available in the installation instruction. All values indicated in this data sheet are subject to change without prior announcement. The specifications may vary slightly. All specifications are in accordance with standard EN 50380. Color differences of the modules relative to the figures as well as discolorations of/in the modules which do not impair their proper functioning are possible and do not constitute a deviation from the specification.

Graphs Current-Voltage & Power-Voltage Curve (415W)



Information bar

